

- 1
- 2
- 3
- 4
- 5
- 6
- 7
- 8
- 9
- 10
- 11
- 12
- 13
- 14
- 15
- 16
- 17
- 18

Indexing and positioning elements

**PIN**  
AISI 303 stainless steel.

**PAWLS**  
AISI 304 stainless steel.

**SPRING AND LIFTING RING**  
AISI 301 stainless steel.

**BUTTON**  
AISI 303 stainless steel.

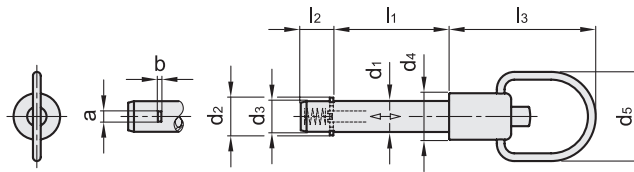
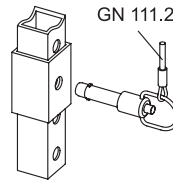
**FEATURES AND APPLICATIONS**  
GN 214.6 lock pins are generally used for quick fixation of components or parts to be machined, in particular for elements which need to be removed and reset continuously.

**ACCESSORIES**  
To optimise the use of these lock pins, have been designed:  
- ball chains GN 111 (see page 611);  
- retaining cables GN 111.2 (see page 612);  
- spiral retaining cables GN 111.4 (see page 613).

**INSTRUCTIONS OF USE**  
The two pawls exert a radial retaining action thanks to the internal spring.  
By pressing the push button the two pawls are freed and the pin can be engaged or disengaged.




Application example



Code	Description	d1-0.01	d2	d3	d4	d5	l1+0.4	l2	l3	a	b	Double sided shearing force [KN]	
GN.37151	GN 214.6-6-16	6	7.5 +0.5	5.9	12	23	16	7	38	2.3	0.5	17	20
GN.37152	GN 214.6-6-20	6	7.5 +0.5	5.9	12	23	20	7	38	2.3	0.5	17	21
GN.37153	GN 214.6-6-25	6	7.5 +0.5	5.9	12	23	25	7	38	2.3	0.5	17	22
GN.37154	GN 214.6-6-30	6	7.5 +0.5	5.9	12	23	30	7	38	2.3	0.5	17	23
GN.79851	GN 214.6-6-35	6	7.5 +0.5	5.9	12	23	35	7	38	2.3	0.5	17	23
GN.37155	GN 214.6-6-40	6	7.5 +0.5	5.9	12	23	40	7	38	2.3	0.5	17	25
GN.79853	GN 214.6-6-45	6	7.5 +0.5	5.9	12	23	45	7	38	2.3	0.5	17	23
GN.79855	GN 214.6-6-50	6	7.5 +0.5	5.9	12	23	50	7	38	2.3	0.5	17	23
GN.79857	GN 214.6-6-60	6	7.5 +0.5	5.9	12	23	60	7	38	2.3	0.5	17	23
GN.79859	GN 214.6-6-70	6	7.5 +0.5	5.9	12	23	70	7	38	2.3	0.5	17	23
GN.79861	GN 214.6-6-80	6	7.5 +0.5	5.9	12	23	80	7	38	2.3	0.5	17	23
GN.79871	GN 214.6-8-16	8	10 +0.5	7.9	12	23	16	8.4	38	2.8	0.6	35	25
GN.37161	GN 214.6-8-20	8	10 +0.5	7.9	12	23	20	8.4	38	2.8	0.6	35	25
GN.37162	GN 214.6-8-25	8	10 +0.5	7.9	12	23	25	8.4	38	2.8	0.6	35	27
GN.37163	GN 214.6-8-30	8	10 +0.5	7.9	12	23	30	8.4	38	2.8	0.6	35	29
GN.79873	GN 214.6-8-35	8	10 +0.5	7.9	12	23	35	8.4	38	2.8	0.6	35	25
GN.37164	GN 214.6-8-40	8	10 +0.5	7.9	12	23	40	8.4	38	2.8	0.6	35	32
GN.79875	GN 214.6-8-45	8	10 +0.5	7.9	12	23	45	8.4	38	2.8	0.6	35	25
GN.37165	GN 214.6-8-50	8	10 +0.5	7.9	12	23	50	8.4	38	2.8	0.6	35	36
GN.79877	GN 214.6-8-60	8	10 +0.5	7.9	12	23	60	8.4	38	2.8	0.6	35	25
GN.79879	GN 214.6-8-70	8	10 +0.5	7.9	12	23	70	8.4	38	2.8	0.6	35	25
GN.79881	GN 214.6-8-80	8	10 +0.5	7.9	12	23	80	8.4	38	2.8	0.6	35	25
GN.79883	GN 214.6-8-90	8	10 +0.5	7.9	12	23	90	8.4	38	2.8	0.6	35	25
GN.79885	GN 214.6-8-100	8	10 +0.5	7.9	12	23	100	8.4	38	2.8	0.6	35	25

INOX  
STAINLESS  
STEEL

Code	Description	d1-0.01	d2	d3	d4	d5	l1+0.4	l2	l3	a	b	Double sided shearing force [KN]	
GN.79891	GN 214.6-10-15	10	12 +1	9.9	16	28	15	9.8	42	3.3	1	47	49
GN.37171	GN 214.6-10-20	10	12 +1	9.9	16	28	20	9.8	42	3.3	1	47	49
GN.37172	GN 214.6-10-25	10	12 +1	9.9	16	28	25	9.8	42	3.3	1	47	52
GN.37173	GN 214.6-10-30	10	12 +1	9.9	16	28	30	9.8	42	3.3	1	47	55
GN.79893	GN 214.6-10-35	10	12 +1	9.9	16	28	35	9.8	42	3.3	1	47	49
GN.37174	GN 214.6-10-40	10	12 +1	9.9	16	28	40	9.8	42	3.3	1	47	60
GN.79895	GN 214.6-10-45	10	12 +1	9.9	16	28	45	9.8	42	3.3	1	47	49
GN.37175	GN 214.6-10-50	10	12 +1	9.9	16	28	50	9.8	42	3.3	1	47	66
GN.79897	GN 214.6-10-60	10	12 +1	9.9	16	28	60	9.8	42	3.3	1	47	49
GN.79899	GN 214.6-10-70	10	12 +1	9.9	16	28	70	9.8	42	3.3	1	47	49
GN.79901	GN 214.6-10-80	10	12 +1	9.9	16	28	80	9.8	42	3.3	1	47	49
GN.79903	GN 214.6-10-90	10	12 +1	9.9	16	28	90	9.8	42	3.3	1	47	49
GN.79905	GN 214.6-10-100	10	12 +1	9.9	16	28	100	9.8	42	3.3	1	47	49
GN.79907	GN 214.6-10-110	10	12 +1	9.9	16	28	110	9.8	42	3.3	1	47	49
GN.79909	GN 214.6-10-120	10	12 +1	9.9	16	28	120	9.8	42	3.3	1	47	49
GN.37181	GN 214.6-12-25	12	14 +1	11.9	16	28	25	11.3	42	3.8	1	75	61
GN.37182	GN 214.6-12-30	12	14 +1	11.9	16	28	30	11.3	42	3.8	1	75	65
GN.79921	GN 214.6-12-35	12	14 +1	11.9	16	28	35	11.3	42	3.8	1	75	65
GN.37183	GN 214.6-12-40	12	14 +1	11.9	16	28	40	11.3	42	3.8	1	75	73
GN.79923	GN 214.6-12-45	12	14 +1	11.9	16	28	45	11.3	42	3.8	1	75	65
GN.37184	GN 214.6-12-50	12	14 +1	11.9	16	28	50	11.3	42	3.8	1	75	82
GN.37185	GN 214.6-12-60	12	14 +1	11.9	16	28	60	11.3	42	3.8	1	75	91
GN.79925	GN 214.6-12-70	12	14 +1	11.9	16	28	70	11.3	42	3.8	1	75	65
GN.79927	GN 214.6-12-80	12	14 +1	11.9	16	28	80	11.3	42	3.8	1	75	65
GN.79929	GN 214.6-12-90	12	14 +1	11.9	16	28	90	11.3	42	3.8	1	75	65
GN.79931	GN 214.6-12-100	12	14 +1	11.9	16	28	100	11.3	42	3.8	1	75	65
GN.79933	GN 214.6-12-110	12	14 +1	11.9	16	28	110	11.3	42	3.8	1	75	65
GN.79935	GN 214.6-12-120	12	14 +1	11.9	16	28	120	11.3	42	3.8	1	75	65
GN.37191	GN 214.6-16-30	16	19 +1	15.9	20	32	30	14.2	46.5	4.8	1.2	138	119
GN.37192	GN 214.6-16-35	16	19 +1	15.9	20	32	35	14.2	46.5	4.8	1.2	138	128
GN.37193	GN 214.6-16-40	16	19 +1	15.9	20	32	40	14.2	46.5	4.8	1.2	138	135
GN.79941	GN 214.6-16-45	16	19 +1	15.9	20	32	45	14.2	46.5	4.8	1.2	138	128
GN.37194	GN 214.6-16-50	16	19 +1	15.9	20	32	50	14.2	46.5	4.8	1.2	138	150
GN.37195	GN 214.6-16-60	16	19 +1	15.9	20	32	60	14.2	46.5	4.8	1.2	138	165
GN.37196	GN 214.6-16-70	16	19 +1	15.9	20	32	70	14.2	46.5	4.8	1.2	138	183
GN.79943	GN 214.6-16-80	16	19 +1	15.9	20	32	80	14.2	46.5	4.8	1.2	138	128
GN.79945	GN 214.6-16-90	16	19 +1	15.9	20	32	90	14.2	46.5	4.8	1.2	138	128
GN.79947	GN 214.6-16-100	16	19 +1	15.9	20	32	100	14.2	46.5	4.8	1.2	138	128
GN.79949	GN 214.6-16-110	16	19 +1	15.9	20	32	110	14.2	46.5	4.8	1.2	138	128
GN.79951	GN 214.6-16-120	16	19 +1	15.9	20	32	120	14.2	46.5	4.8	1.2	138	128
GN.79953	GN 214.6-16-130	16	19 +1	15.9	20	32	130	14.2	46.5	4.8	1.2	138	128
GN.79955	GN 214.6-16-140	16	19 +1	15.9	20	32	140	14.2	46.5	4.8	1.2	138	128
GN.79957	GN 214.6-16-150	16	19 +1	15.9	20	32	150	14.2	46.5	4.8	1.2	138	128

